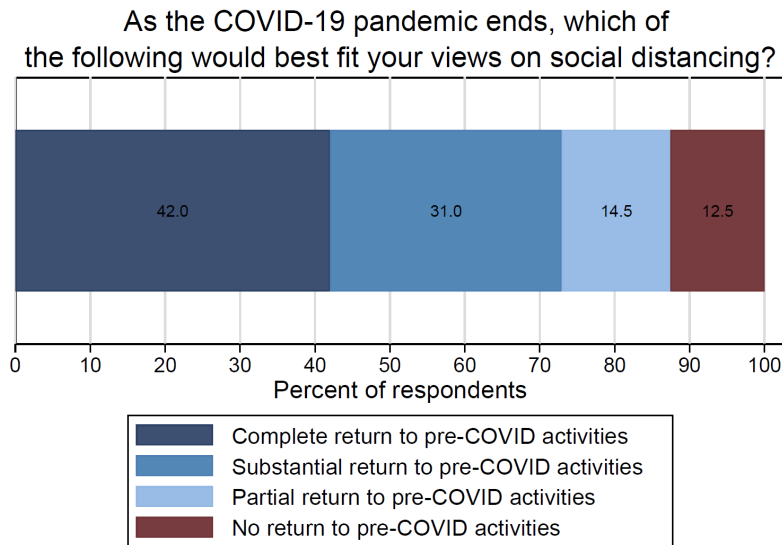


Long Social Distancing: Some Evidence form Japan

Tsutomu Watanabe
University of Tokyo & Nowcast Inc.
<https://sites.google.com/site/twatanabelab/>

December 14, 2022

Figure 1. Long Social Distancing: 13% of respondents plan no return to pre-COVID activities after the pandemic ends, and another 46% plan less than a complete return.



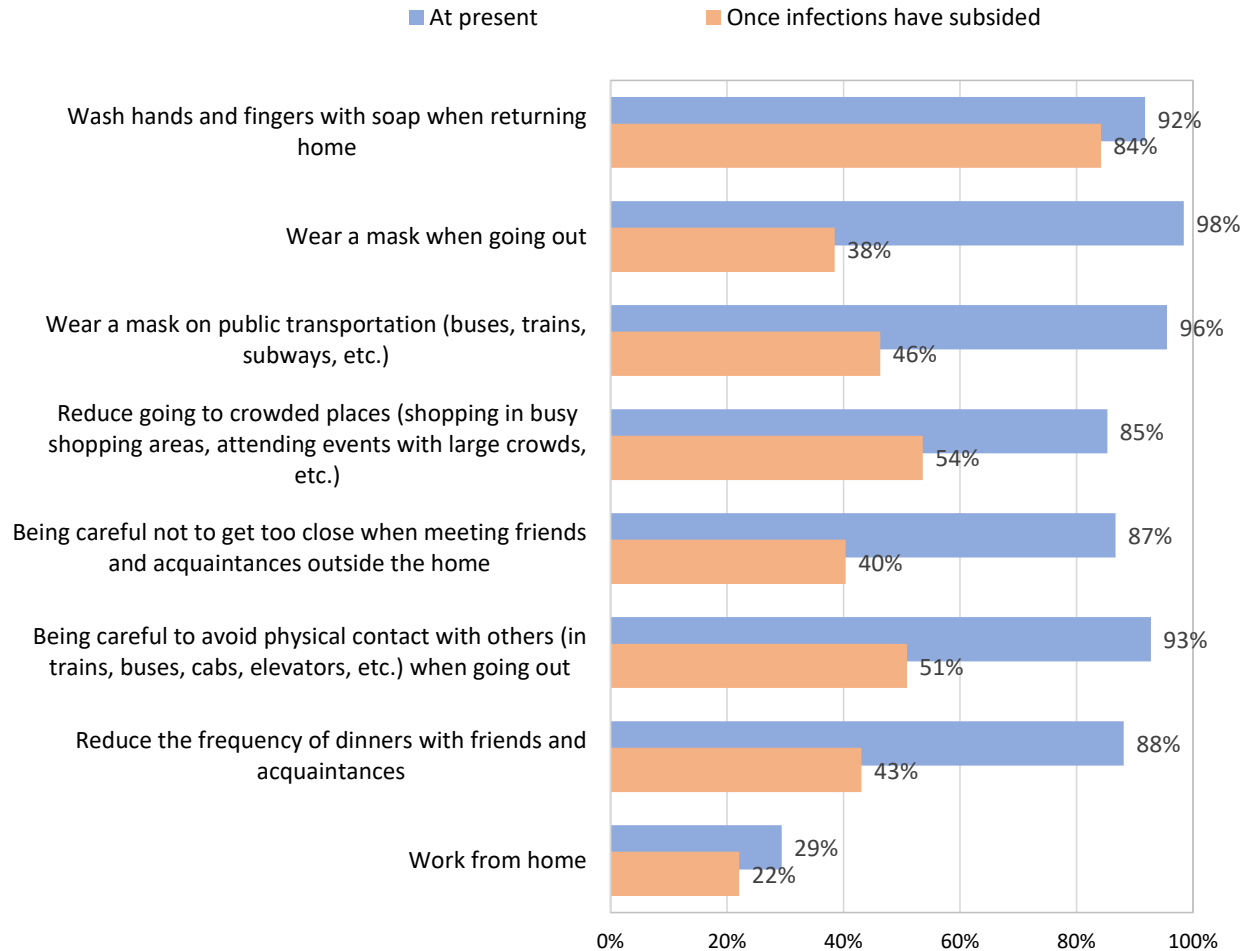
Notes: The title of the chart shows the latest version of the survey question underlying the data. The sample includes respondents from the February 2022 to July 2022 SWAA waves. The SWAA samples US residents aged 20 to 64 who earned \$10,000 or more in 2019 or 2021. (In February we randomized across the two years and asked about 2021 starting with the March survey.)

N = 27,632.

32

Barrero, Jose Maria, Nicholas Bloom, and Steven J. Davis. "Long social distancing." NBER Working Paper 30568, October 2022.

Behaviors during and after the pandemic



“Survey on Behavioral Changes during the Pandemic”

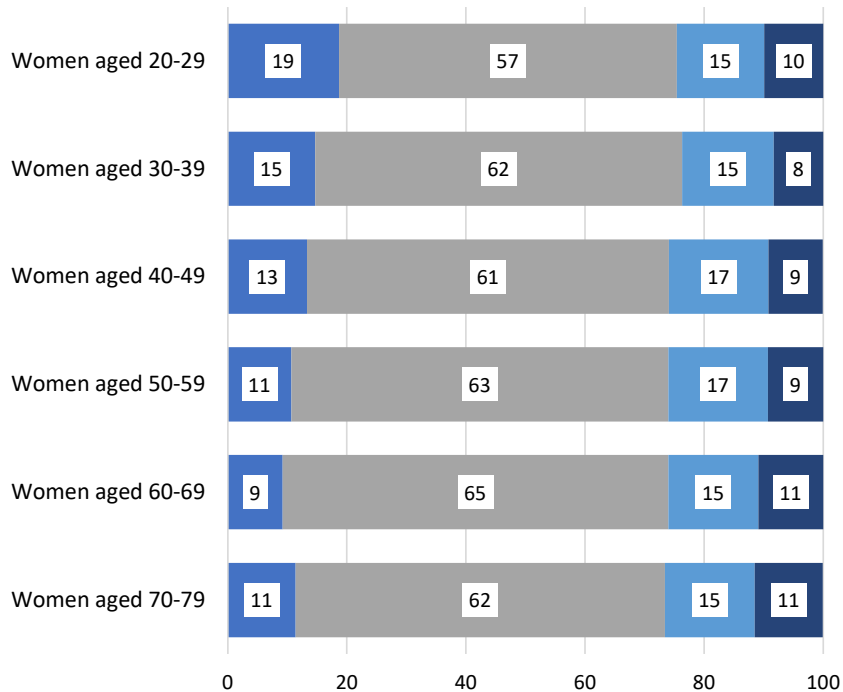
Survey period: July 28 – August 1, 2022

Survey population: Residents of Tokyo and government-designated cities

Number of respondents: 20,351

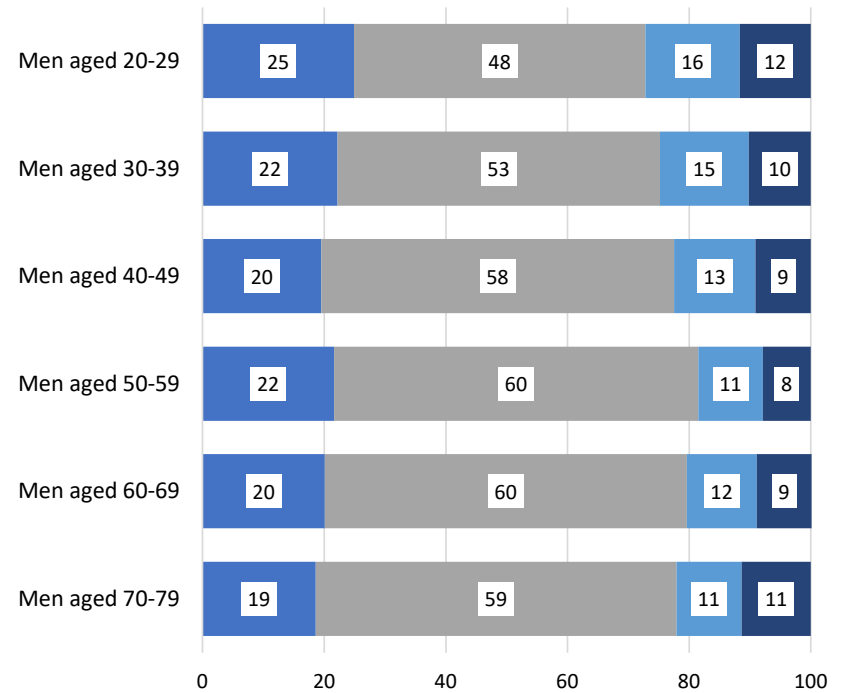
Will you go back to the same life as before the pandemic?

Please select all that apply regarding your behavior once COVID-19 infections have subsided



- I will go back to exactly the same life as before the pandemic.
- I will mostly go back to the same life as before the pandemic, but there will be some aspects where I won't.
- I will go back to some aspects of life before the pandemic, but for the most part I won't.
- I will not go back to the same life as before the pandemic.

Please select all that apply regarding your behavior once COVID-19 infections have subsided



- I will go back to exactly the same life as before the pandemic.
- I will mostly go back to the same life as before the pandemic, but there will be some aspects where I won't.
- I will go back to some aspects of life before the pandemic, but for the most part I won't.
- I will not go back to the same life as before the pandemic.

- Through what mechanism “Long Social Distancing” takes place?
- Will “Long Social Distancing” have impact on labor supply, potential output, and (nominal/real) wages?
- How long will “Long Social Distancing” continue?
- What the government can do to stop “Long Social Distancing”?